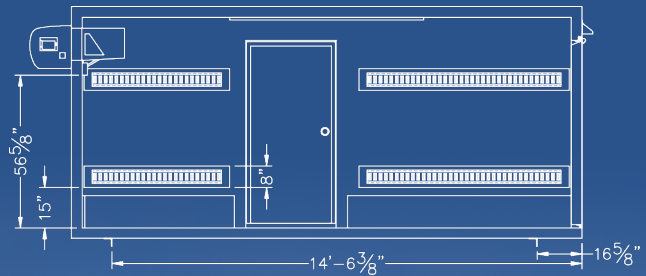
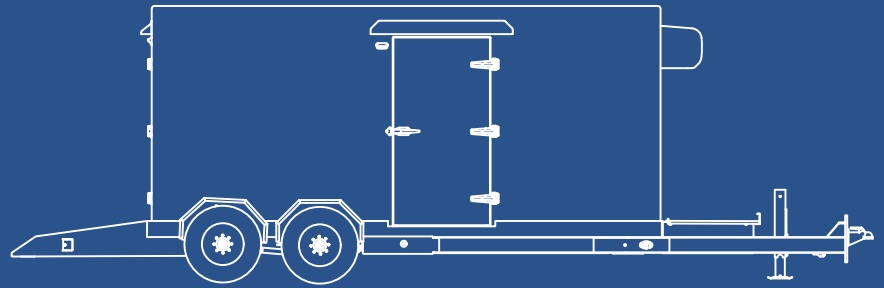
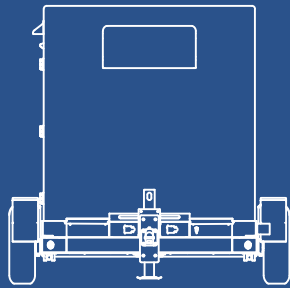
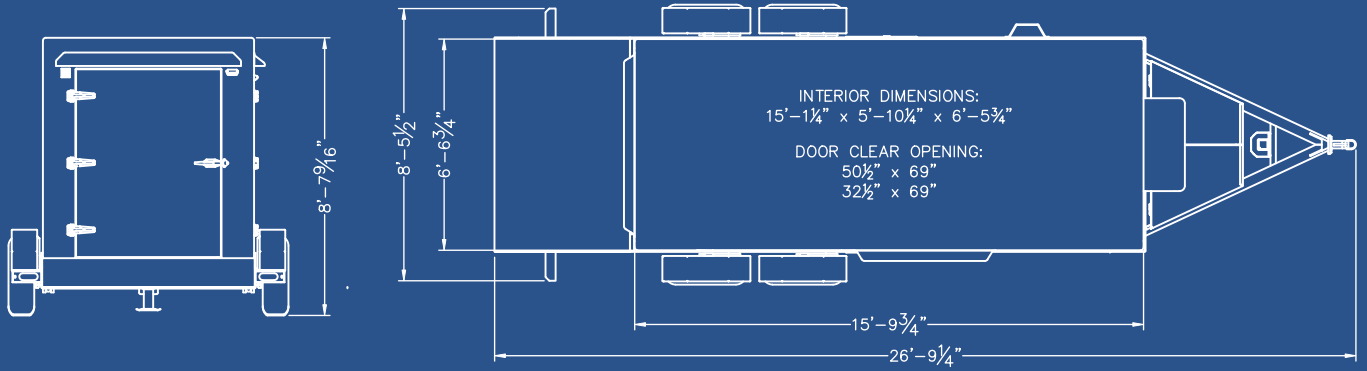




# AVALANCHE

Model: PKM616A



**SURE-TRAC**  
 Advanced Ground-Level Loading System





# AVALANCHE

Model: PKM616A

<b>Temperature</b>	<ul style="list-style-type: none"> <li>• 0°F - 50°F</li> </ul>
<b>Electrical</b>	<ul style="list-style-type: none"> <li>• 110v - 15amps</li> </ul>
<b>Dimensions</b>	<ul style="list-style-type: none"> <li>• <b>Trailer Length:</b> 321.25"</li> <li>• <b>Between Fenders:</b> 79.25"</li> <li>• <b>Tilt / Load Angle:</b> 3.5° Tilt - 11.5° Approach</li> </ul>
<b>Weight</b>	<ul style="list-style-type: none"> <li>• <b>Curb Weight:</b> 5,780lbs</li> <li>• <b>Payload:</b> 8,220lbs</li> <li>• <b>GVWR:</b> 14,000lbs</li> </ul>
<b>Approvals</b>	<ul style="list-style-type: none"> <li>• NSF 7 Listed For Cleanability</li> <li>• UL Listed Electrical and Refrigeration Components</li> <li>• Manufactured in an ISO-9001 Certified Factory</li> </ul>
<b>Insulation</b>	<ul style="list-style-type: none"> <li>• Polyisocyanurate Foam: 4" Thick X 2.0 PCF Nominal Density (R-28)</li> </ul>
<b>Fiberglass</b>	<ul style="list-style-type: none"> <li>• 100 mil Thick FRP Composite – Exterior</li> <li>• 80 mil Thick FRP Composite – Interior</li> </ul>
<b>Exterior</b>	<ul style="list-style-type: none"> <li>• Seamless Fiberglass</li> <li>• 2 Part Epoxy Paint</li> <li>• 36" Side Door</li> <li>• 54" Rear Door</li> </ul>
<b>Interior</b>	<ul style="list-style-type: none"> <li>• E-Track</li> <li>• LED Strip Lights</li> <li>• Reinforced Ceiling for Hanging (2000lbs per side)</li> <li>• Custom Cart Floor</li> <li>• Bumper Guards</li> <li>• Non-skid Floor Finish &amp; Rounded Corners – 29 Grade Sand Aggregate</li> <li>• Anti-microbial Gelcoat</li> </ul>
<b>Additional Features</b>	<ul style="list-style-type: none"> <li>• 4 Amp Trickle Charger</li> <li>• 15.4K Rated w/Aluminum Wheels</li> <li>• Hydraulic Jack</li> <li>• Adjustable 4-Bolt Nose Plate Pintle Eye</li> <li>• HD Reinforced Tread Plate Fenders</li> <li>• Tuff Brand Wireless remote</li> <li>• 10K Torsion Axle Bearing and suspension with a 7K Brake</li> <li>• Lippert Torsion arm suspension requires no maintenance</li> <li>• Hydraulic cylinder pushes and pulls on linkage that ties the axles together</li> </ul>